

Year 7 Weekly Tasks – WK Beginning 06.07.20



Please note – pupils will need to be logged into Elvin Portal – Pupil Zone for the links to work.

CORE SUBJECTS

English

Task 1	What I will need...	What I need to do...
Complete lessons 7-10 in the Poetry Mastery Booklet 1 Please give yourself up to one hour to complete each lesson	The Poetry Mastery Booklet available on the Pupil Zone or in the link HERE This should have been sent in the post to you too. Paper A pen	<ul style="list-style-type: none"> • Complete lessons 7-10 in the Mastery Poetry Workbook • Complete one lesson each day over the 4 days • Follow the instructions in the workbook and complete the work on paper at home (or print a copy if you have access to a printer) • There is no requirement to send this to your teacher • This is to support your knowledge to complete the quiz below

Task 2	What I will need...	What I need to do...
Complete Mastery Poetry Quiz 1.3 for Booklet 1. 20 minutes	Your knowledge from the Poetry Booklet and Poetry lessons The Mastery Quiz The link HERE	<ul style="list-style-type: none"> • Using your knowledge from Poetry lessons and the work you completed in Task 1 in lessons 7-10, complete the quiz in the link to show your learning • This will be sent directly to your teacher and weekly feedback will be sent to you on your class progress • You may repeat the quiz as many times as you like to mastery this knowledge.

Task 3	What I will need...	What I need to do...
Reading Journal task At least 20 minutes every day	<ol style="list-style-type: none"> 1. Lined paper or a notebook 2. A fiction book of your choice OR e-reader 3. A pen 	Read a fiction book of your choice for at least 20 minutes Monday- Friday. On lined paper or in your own notebook, every day you read, write down: <ol style="list-style-type: none"> 1. The date 2. How many pages you read e.g. <i>I read from page 6- page 17</i> 3. In one beautifully crafted sentence, explain one thing you liked about the part you read. E.g. <i>In today's reading, I liked the part when...because...</i>

4. Write down any words whose meanings you did not know and write the meanings next to them

You may prefer to use the Sora Library app for your reading. This will allow you to read books and listen to audiobooks on your mobile, tablet or PC!
The instructional video for pupils can be found [here](#).

- You can email your teacher between 9am and 3pm if you have any questions about the work.
- All responses must be submitted by 12pm on Friday

Maths

All Hegarty tasks should be completed by 3.30pm on Friday 10th July

Watch this video before you start to help you through it:

<https://www.loom.com/share/8b99641ba067400185f7b9b7de98c867>

If your teacher is Miss Popoola, Miss Wasim or Miss Jere:

For this work, you will need the NEW Year 7 Maths work pack part 3 that can be found here.

[Year 7 Home Learning Booklet part 3](#)

Task 1 – 3 hours

Collecting like terms		11
Expand a bracket		14
Numeracy Ninjas: Skills challenge 3		17

Task 2 – 1 hour

- Your class teacher will set you Hegarty tasks on Monday. Please check your Hegarty account for these tasks.
- Complete the four tasks on Hegarty Maths as set by your teacher – watch the video and take notes in your Maths book
- Check your class code and teacher name to see which tasks need to be completed:
 - 7A/MA-3 (Miss Wasim): 156, 157, 160, 161
 - 7A/MA-4 (Miss Popoola): 156, 157, 160, 161
 - 7B/MA-3 (Miss Jere): 156, 157, 160, 161
 - 7B/MA-4 (Miss Popoola): 156, 157, 160, 161
- Answer the questions and show all your working in your Maths book

Task 3 – 30 minutes

- Complete Memri tasks and Fix Up 5 on Hegarty.

All Hegarty tasks should be completed by 3.30pm on Friday 10th July

If your teacher is Miss Nelson-Okrafor, Mr Adebayo or Miss Amin:

For this work, you will need from page 1 of the NEW Mathematics Mastery Maths Pack (MM) and from page 9 of the NEW unit 17 workbook (WB).

From Week 11 (page 1) of this booklet: [Mathematics Mastery Maths Pack Week 11](#)

From page 9 of this booklet: [Unit 17 workbook](#)

Science

Space: Changes in the early atmosphere

Key tasks

Prepare your exercise book

Write the date and title in your book (the title is Space: Changes in the early atmosphere)

Watch

Watch the following videos on this topic:

- 1) [Space](#) - or [click here](#)

Read

Read the comprehension texts (also called Anchor Texts) on Space: Changes in the early atmosphere here in the Key Questions

Do

1. Complete the key questions (1 -12)
2. Self-assess your key questions using your green pen and your answers.
3. Revise the key knowledge by creating 10 flash cards with the key questions you got wrong or could improve on one side of each flashcard and 10 answers on the other side of each flashcard.
4. Revise by quizzing yourself or get your family to quiz you using the flashcards.
5. Complete the mastery quiz. The link can be found in the mastery quiz folder or [Here](#).

Science timetable

Day	Task	Link	Time
Monday	Read your Teachers email Complete key questions	Loom video Key Questions	60 minutes
Wednesday	Self-assess key questions	Key Questions	60 minutes

Thursday	Practice using your flashcards		60 minutes
Friday	Complete the mastery quiz	Mastery Quiz	60 minutes

NON-CORE SUBJECTS

Art

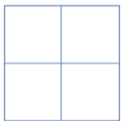
For this activity you need

- Pencil
- Rubber
- Ruler
- A5 Plain piece of white paper (21cm x 14cm)
- Colouring pencils

Learning Objective: To respond to an artist using a secondary source

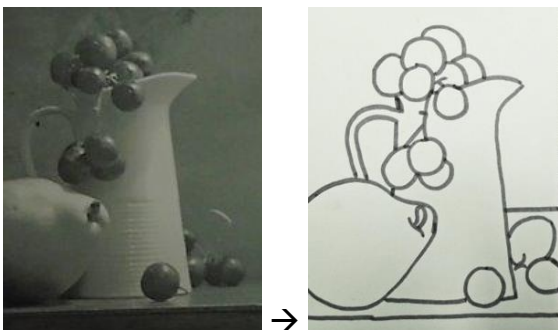
1. Draw the below image on an A5 piece of plain paper using pencil


Use the grid method to help you with accuracy



Filling the whole A5 page

Line ONLY



2. Add the colours that you see in the artist work () to fill the enclosed spaces

Use the side of a sharp pencil, in one direction to be smooth and neat.

Inspiration:



Stop when necessary to review your work and make corrections.

Good luck and keep practicing. Spend 40 minutes on these tasks.

This work should be finished by Friday.

Drama

At the beginning of each week read through the task [here](#). Complete the task. This should take up to 30 minutes.

Send you work to the teacher shown [here](#).

DT

Link [here](#).

Design competition – Build your own pavilion Young Architects Competition. Make your 3D model with simple materials and enter the competition. Designs will be judged by a panel of experts, including a professional designer. There is an opportunity to win prizes. Over the next 6 weeks you will be completing the project.

Task 5 – This will take two weeks. Two hours to complete the pavilion.

Last week you drew a range of design ideas for your pavilion. Choose your favourite design and make your pavilion. Remember there are some great prizes to be run. You could use: coloured paper or card, glue, paper, straws, sticky tape or anything else you have at home.

French

Lesson tasks (30 minutes)

Complete the tasks in the links below. Write your answers in your book:

- [Family](#) (15 minutes)
- [Personality](#) (15 minutes)

Send a photo of your work to your teacher.

Continue learning on Memrise (at least 30 minutes)

1. [Click here to watch a 4 minute video of how to create your Memrise account](#)
2. When you have created your account, [Click on this link to join the YEAR 7 Elvin Memrise group](#)
3. You should spend 10 minutes each day (or 2 x 30 minute sessions) learning vocabulary

Email Miss Lester if you have any questions: i.lester@arkelvinacademy.org

Geography

Lesson 9: What caused Storm Dennis?

This week we are going to be looking at a real life example of an extreme weather event in the UK from this very year! Storm Dennis hit the UK in February 2020 and caused a lot of disruption.

- Watch [Mr Foreman's video instructions](#)
 - Use [the answers for week 9](#) to check your work in green pen.
 - Using the [booklet here](#), complete activities 1 - 5
-

History

Lesson title: Did Henry VIII break with Rome for power, love, religion or wealth?

Link to lesson on Pupil Zone: [Click here](#)

Link to video instructions: [Click here](#)

Instructions: Complete all work in your book

Task 1 – Write your date and title. (2 minutes)

Task 2 – Write your key words on slides 4 and 5. You might already know these what these words mean from previous lessons, but write them again to remind yourself because we will be using them in today's lesson. (3 minutes)

Task 3 – [Click here](#).

- Use the sheet or draw the table in your book.
- Read the evidence and put its number into the correct row of the table. For example, if the evidence supports the view that Henry broke with Rome for power, you write the number of that evidence in the row of the table that says 'Power'. Then explain *why* that evidence suggests that Henry broke with Rome for power.

- If the evidence supports the view, write in green pen. If the evidence challenges the view, write in red pen.
- Look at slide 5 for examples. (15 minutes)

Task 4 – Write one paragraph in your book answering the question from slide 6, ‘Having reviewed the evidence, why do you think Henry VIII broke with Rome?’. Try to use as many words from the slide as possible in your answer.

Task 5 – Complete the online quiz by [clicking here](#).

Stretch! – Complete the stretch tasks on slides 5 and 6.

Due: Friday 10th July 2020, 3:30 pm.

You can email Mr. O’Hara if you need any help: c.ohara@arkelvinacademy.org

Music

This week team Elvin have a special treat, our very own lockdown song- Open link: [Hold On!](#)
Composed by Mr Storey

Welcome to Lesson 10 of ‘ABC@Home’. Before you begin, watch Miss Stepanyak’s instruction video: [How to do your tasks](#)

If you are asked for a password on www.arkmusicresources.co.uk , it is: 'MusicResources'

Tasks	Time	Links	How to do it
Task 1: SAM Learning Quiz. (Task 1 must be completed and is not optional)	40 minutes	Worksheet Melody/Harmony Body Percussion Vocal Percussion Full Performance SAM	1) Open the worksheet 2) Work your way through the explore, learn more and create tasks. 3) Complete the quiz on SAM learning If you score below 40%, it means you must revise more and reattempt this quiz.
Task 2: Song of the week Optional	10 minutes	It don't mean a thing – Duke Ellington	Listen to the song and answer the questions on the page below. Send your answers to f.green@arkelvinacademy.org
Task 3: #BlackLivesMatter Optional	15 minutes	Freedom – Beyoncé ft Kendrick Lamar	Listen to Beyoncé - Freedom Write a verse of your own Protest Song similar to this: 1. Write a four-line verse (you could use lyrics from the rap you wrote last week)

			<p>2. If you want to put it to music, use this backing track and try and find a melody for your verse</p> <p>Record yourself performing and send it to f.green@arkelvinacademy.org</p>
<p>Task 4: Band in a Week</p> <p>(optional but very exciting)</p>		<p>Band in a Week</p>	<p>Everything you need to learn the parts can be found here:</p> <p>https://www.arkmusicresources.co.uk/band-in-a-week</p> <p>(Password: MusicResources)</p> <p>Choose to learn the melody, percussion or harmony and either sing/play along with the artists in the video or record yourself and send it to f.green@arkelvinacademy.org</p>

Elvin's song of the Week

Click here: [It Don't Mean a Thing – Duke Ellington](#)

Answer these questions for an extra 5 merits (email it to your teacher):

1. What style of music is this?
2. What is the first instrument that you hear?
3. What instrument comes in next?
4. Name all the families of instruments that are used in this song
5. What instrumental family does the trombone belong to? (Percussion, Woodwind, Brass or String)
6. In this piece of music, which instrument can you hear that is not commonly used in this style of music?

PE

Ark Elvin Sports Day – 1st July to 15th July 2020

1. Sign up to the challenge on arksportsdaychallenge.com
2. Run, cycle or walk and submit your distance online
3. The form in each year group with the furthest distance will be crowned the Sports Day 2020 champions

RE

1. Watch this video from Ms Mohamed explaining the context and the purpose of the work this week. This can be found online:

<https://arkschools.sharepoint.com/sites/elvin/students/Shared%20Documents/Forms/AllItems.aspx?FolderCTID=0x01200003D95DBFD5525B4BAD8BBDE1700B0AE&sortField=Modified&isAscending=false&id=%2Fsites%2Felvin%2Fstudents%2FShared%20Documents%2FDepartment%2FRE%2FYear%207%2FLearning%20Materials%2F06%2E07%2E20%2FYear%207%20Instru>

[ctions%20WB%2006%2E07%2E20%2Emp4&parent=%2Fsites%2Felvin%2Fstudents%2FShared%20Documents%2FDepartments%2FRE%2FYear%207%2FLearning%20Materials%2FO6%2E07%2E20](https://www.arkschools.sharepoint.com/:w:/r/sites/elvin/students/_layouts/15/Doc.aspx?sourcedoc=%7BD2BAF5B4-8187-41E0-B7AD-FC33DD9F6A2B%7D&file=Salah.docx&action=default&mobileredirect=true)

Suggested time: 5 minutes.

2. Use the information on the sheet to complete the questions that summarise the key information about Salah (either typed or on lined paper). This can be found on:
https://arkschools.sharepoint.com/:w:/r/sites/elvin/students/_layouts/15/Doc.aspx?sourcedoc=%7BD2BAF5B4-8187-41E0-B7AD-FC33DD9F6A2B%7D&file=Salah.docx&action=default&mobileredirect=true
Suggested time: 20 minutes.
3. Using the information from the learning for the past two weeks, answer the following question:
Explain two reasons why prayer is important to a follower of an Abrahamic religion.
Suggested time: 10 minutes.
4. Complete the SAM learning (<https://www.samlearning.com/>) quizzes on the content covered. Your individual class teacher will set this. It can be found under My set tasks.
Suggested time: 15 minutes.